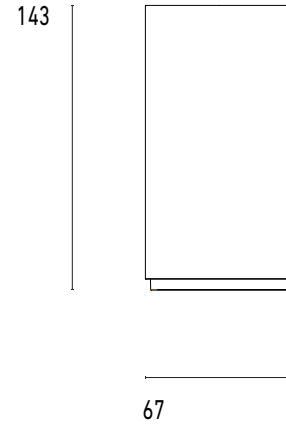


## Mono 060 Surface Type 1



### Model

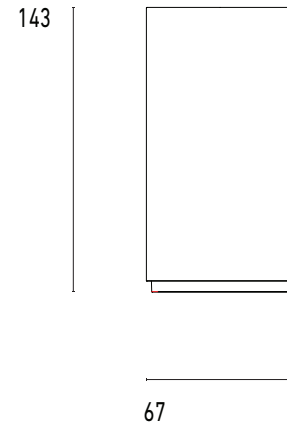
<b>Code</b>	101 06 1011 ------
<b>Installation</b>	Surface - Indoor/ Outdoor
<b>Finish</b>	Structured White/ Structured Black/ Custom
<b>Material</b>	Marine Grade Aluminium

### Technical Data

<b>Power (Luminaire)</b>	6.8W		
<b>Power (System)</b>	8w		
<b>Voltage</b>	240V-AC		
<b>Current</b>	180mA		
<b>Optics</b>	Rotationally Symmetrical Direct 25°/ 40°/ 60°		
<b>Colour Temperature</b>	2700K	3000K	4000K
<b>Luminous Flux (lm)</b>	576/ 626/ 624	642/ 680/ 672	612/ 614/ 652
<b>TM30</b>	Rf95 Rg103		
<b>CRI</b>	Ra97		
<b>Lumen Maintenance</b>	L90 B10 50000hrs		
<b>Chromaticity</b>	<2 McAdam Step Ellipse		
<b>Articulation</b>	Fixed		
<b>Ingress Protection</b>	IP54		
<b>Control Device</b>	Control Excluded   Integrated Drive (Fixed Output/ Phase Dim)		
<b>Class</b>	III		



## Mono 060 Surface Type 1



### Model

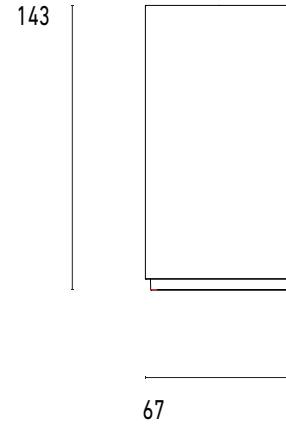
<b>Code</b>	101 06 1011 ------
<b>Installation</b>	Surface - Indoor/ Outdoor
<b>Finish</b>	Structured White
<b>Material</b>	Marine Grade Aluminium

### Technical Data

<b>Power (Luminaire)</b>	6W
<b>Power (System)</b>	7w
<b>Voltage</b>	240V-AC
<b>Current</b>	350mA
<b>Optics</b>	Rotationally Symmetrical Direct 25°/ 40°/ 60°
<b>Colour Temperature</b>	2700K - 1800K
<b>TM30</b>	Rf95 Rg103
<b>CRI</b>	Ra90
<b>Lumen Maintenance</b>	L90 B10 50000hrs
<b>Chromacity</b>	<2 McAdam Step Ellipse
<b>Articulation</b>	Fixed
<b>Ingress Protection</b>	IP54
<b>Control Device</b>	Control Excluded   Integrated Drive (Fixed Output/ Phase Dim)
<b>Class</b>	III



## Mono 060 Surface Type 2



### Model

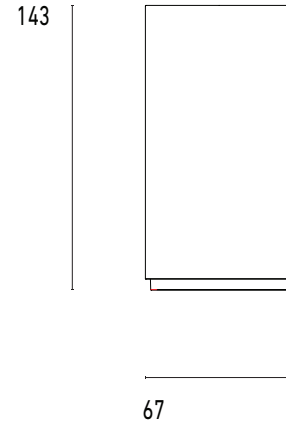
<b>Code</b>	101 06 1012 --,---
<b>Installation</b>	Surface - Indoor/ Outdoor
<b>Finish</b>	Structured White
<b>Material</b>	Marine Grade Aluminium

### Technical Data

<b>Power (Luminaire)</b>	6.8W		
<b>Power (System)</b>	8w		
<b>Voltage</b>	240V-AC		
<b>Current</b>	180mA		
<b>Optics</b>	Rotationally Symmetrical Direct 25°/ 40°/ 60°		
<b>Colour Temperature</b>	2700K	3000K	4000K
<b>Luminous Flux (lm)</b>	576/ 626/ 624	642/ 680/ 672	612/ 614/ 652
<b>TM30</b>	Rf95 Rg103		
<b>CRI</b>	Ra97		
<b>Lumen Maintenance</b>	L90 B10 50000hrs		
<b>Chromacity</b>	<2 McAdam Step Ellipse		
<b>Articulation</b>	Fixed		
<b>Ingress Protection</b>	IP54		
<b>Control Device</b>	Control Excluded   Integrated Drive (Fixed Output/ Phase Dim)		
<b>Class</b>	III		



## Mono 060 Surface Type 2



### Model

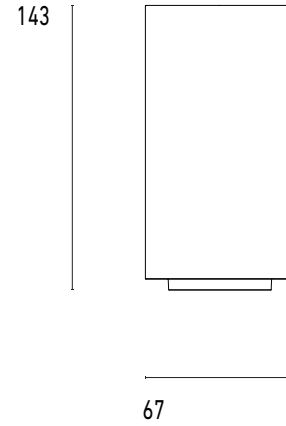
<b>Code</b>	101 06 1012 --,---
<b>Installation</b>	Surface - Indoor/ Outdoor
<b>Finish</b>	Structured White
<b>Material</b>	Marine Grade Aluminium

### Technical Data

<b>Power (Luminaire)</b>	6W
<b>Power (System)</b>	7w
<b>Voltage</b>	240V-AC
<b>Current</b>	350mA
<b>Optics</b>	Rotationally Symmetrical Direct 25°/ 40°/ 60°
<b>Colour Temperature</b>	2700K - 1800K
<b>TM30</b>	Rf95 Rg103
<b>CRI</b>	Ra90
<b>Lumen Maintenance</b>	L90 B10 50000hrs
<b>Chromacity</b>	<2 McAdam Step Ellipse
<b>Articulation</b>	Fixed
<b>Ingress Protection</b>	IP54
<b>Control Device</b>	Control Excluded   Integrated Drive (Fixed Output/ Phase Dim)
<b>Class</b>	III



## Mono 060 Surface Type 3



### Model

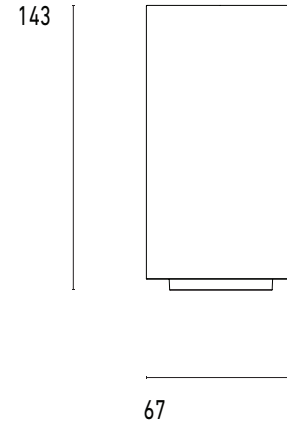
<b>Code</b>	101 06 1013 --,---
<b>Installation</b>	Surface - Indoor/ Outdoor
<b>Finish</b>	Structured White
<b>Material</b>	Marine Grade Aluminium

### Technical Data

<b>Power (Luminaire)</b>	6.8W		
<b>Power (System)</b>	8w		
<b>Voltage</b>	240V-AC		
<b>Current</b>	180mA		
<b>Optics</b>	Rotationally Symmetrical Direct 25°/ 40°/ 60°		
<b>Colour Temperature</b>	2700K	3000K	4000K
<b>Luminous Flux (lm)</b>	576/ 626/ 624	642/ 680/ 672	612/ 614/ 652
<b>TM30</b>	Rf95 Rg103		
<b>CRI</b>	Ra97		
<b>Lumen Maintenance</b>	L90 B10 50000hrs		
<b>Chromaticity</b>	<2 McAdam Step Ellipse		
<b>Articulation</b>	Fixed		
<b>Ingress Protection</b>	IP54		
<b>Control Device</b>	Control Excluded   Integrated Drive (Fixed Output/ Phase Dim)		
<b>Class</b>	III		



## Mono 060 Surface Type 3



### Model

<b>Code</b>	101 06 1013 --,---
<b>Installation</b>	Surface - Indoor/ Outdoor
<b>Finish</b>	Structured White
<b>Material</b>	Marine Grade Aluminium

### Technical Data

<b>Power (Luminaire)</b>	6W
<b>Power (System)</b>	7w
<b>Voltage</b>	240V-AC
<b>Current</b>	350mA
<b>Optics</b>	Rotationally Symmetrical Direct 25°/ 40°/ 60°
<b>Colour Temperature</b>	2700K - 1800K
<b>TM30</b>	Rf95 Rg103
<b>CRI</b>	Ra90
<b>Lumen Maintenance</b>	L90 B10 50000hrs
<b>Chromacity</b>	<2 McAdam Step Ellipse
<b>Articulation</b>	Fixed
<b>Ingress Protection</b>	IP54
<b>Control Device</b>	Control Excluded   Integrated Drive (Fixed Output/ Phase Dim)
<b>Class</b>	III

