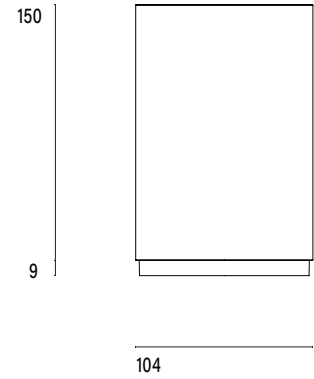


Mono 100 - 150 Surface Type 1



Model

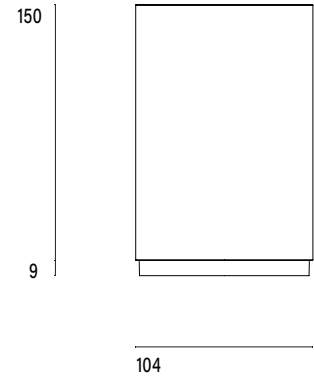
Code	101 10 1021 ------
Installation	Surface - Indoor
Finish	Structured White/ Structured Black/ Custom
Material	Marine Grade Aluminium

Technical Data

Power (Luminaire)	12W		
Power (System)	14w		
Voltage	240V-AC		
Current	350mA		
Optics	Rotationally Symmetrical Direct 15°/ 30°/ 60°		
Colour Temperature	2700K	3000K	4000K
Luminous Flux (lm)	956/ 1013/ 981	953/ 942/ 1037	1127/ 1095/ 1132
TM30	Rf95 Rg103		
CRI	Ra97		
Lumen Maintenance	L90 B10 50000hrs		
Chromaticity	<2 McAdam Step Ellipse		
Articulation	Fixed		
Ingress Protection	IP20		
Control Device	Control Excluded		
Class	III		



Mono 100 - 150 Surface Type 1



Model

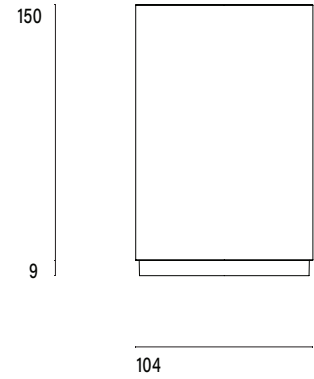
Code	101 10 1021 ------
Installation	Surface - Indoor
Finish	Structured White/ Structured Black/ Custom
Material	Marine Grade Aluminium

Technical Data

Power (Luminaire)	16W		
Power (System)	19w		
Voltage	240V-AC		
Current	500mA		
Optics	Rotationally Symmetrical Direct 15°/ 30°/ 60°		
Colour Temperature	2700K	3000K	4000K
Luminous Flux	1314/ 1300/ 1350	1320/ 1300/ 1436	1548/ 1508/ 1568
TM30	Rf95 Rg103		
CRI	Ra97		
Lumen Maintenance	L90 B10 50000hrs		
Chromacity	<2 McAdam Step Ellipse		
Articulation	Fixed		
Ingress Protection	IP20		
Control Device	Control Excluded		
Class	III		



Mono 100 - 150 Surface Type 1



Model

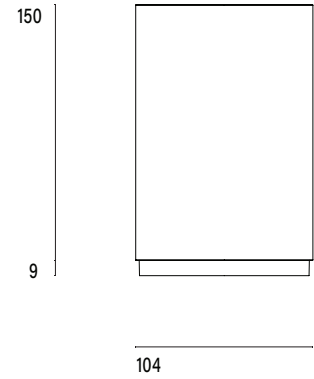
Code	101 10 1021 ------
Installation	Surface - Indoor
Finish	Structured White/ Structured Black/ Custom
Material	Marine Grade Aluminium

Technical Data

Power (Luminaire)	24W		
Power (System)	27w		
Voltage	240V-AC		
Current	700mA		
Optics	Rotationally Symmetrical Direct 15°/ 30°/ 60°		
Colour Temperature	2700K	3000K	4000K
Luminous Flux	1763/ 1750/ 1765	1781/ 1770/ 1939	2091/ 2029/ 2110
TM30	Rf95 Rg103		
CRI	Ra97		
Lumen Maintenance	L80 B20 50000hrs		
Chromaticity	<2 McAdam Step Ellipse		
Articulation	Fixed		
Ingress Protection	IP20		
Control Device	Control Excluded		
Class	III		



Mono 100 - 150 Surface Type 2



Model

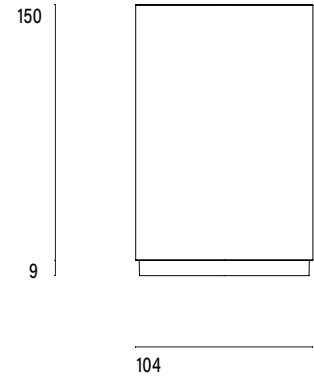
Code	101 10 1022 --,---
Installation	Surface - Indoor
Finish	Structured White/ Structured Black/ Custom
Material	Marine Grade Aluminium

Technical Data

Power (Luminaire)	16W		
Power (System)	19w		
Voltage	240V-AC		
Current	350mA		
Optics	Rotationally Symmetrical Direct 15°/ 30°/ 60°		
Colour Temperature	2700K	3000K	4000K
Luminous Flux	1314/ 1300/ 1350	1320/ 1300/ 1436	1548/ 1508/ 1568
TM30	Rf95 Rg103		
CRI	Ra97		
Lumen Maintenance	L80 B20 50000hrs		
Chromacity	<2 McAdam Step Ellipse		
Articulation	Fixed		
Ingress Protection	IP20		
Control Device	Control Excluded		
Class	III		



Mono 100 - 150 Surface Type 2



Model

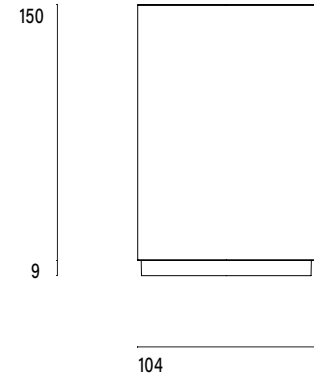
Code	101 10 1022 --,---
Installation	Surface - Indoor
Finish	Structured White/ Structured Black/ Custom
Material	Marine Grade Aluminium

Technical Data

Power (Luminaire)	12W		
Power (System)	14w		
Voltage	240V-AC		
Current	500mA		
Optics	Rotationally Symmetrical Direct 15°/ 30°/ 60°		
Colour Temperature	2700K	3000K	4000K
Luminous Flux (lm)	956/ 1013/ 981	953/ 942/ 1037	1127/ 1095/ 1132
TM30	Rf95 Rg103		
CRI	Ra97		
Lumen Maintenance	L80 B20 50000hrs		
Chromaticity	<2 McAdam Step Ellipse		
Articulation	Fixed		
Ingress Protection	IP20		
Control Device	Control Excluded		
Class	III		



Mono 100 - 150 Surface Type 2



Model

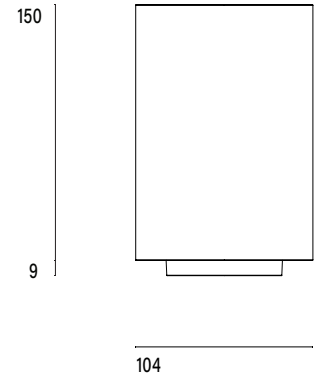
Code	101 10 1022 --,---
Installation	Surface - Indoor
Finish	Structured White/ Structured Black/ Custom
Material	Marine Grade Aluminium

Technical Data

Power (Luminaire)	24W		
Power (System)	27w		
Voltage	240V-AC		
Current	700mA		
Optics	Rotationally Symmetrical Direct 15°/ 30°/ 60°		
Colour Temperature	2700K	3000K	4000K
Luminous Flux	1763/ 1750/ 1765	1781/ 1770/ 1939	2091/ 2029/ 2110
TM30	Rf95 Rg103		
CRI	Ra97		
Lumen Maintenance	L80 B20 50000hrs		
Chromacity	<2 McAdam Step Ellipse		
Articulation	Fixed		
Ingress Protection	IP20		
Control Device	Control Excluded		
Class	III		



Mono 100 - 150 Surface Type 3



Model

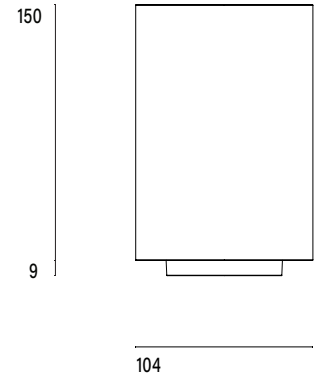
Code	101 10 1023 --,---
Installation	Surface - Indoor
Finish	Structured White/ Structured Black/ Custom
Material	Marine Grade Aluminium

Technical Data

Power (Luminaire)	12W		
Power (System)	14w		
Voltage	240V-AC		
Current	350mA		
Optics	Rotationally Symmetrical Direct 15°/ 30°/ 60°		
Colour Temperature	2700K	3000K	4000K
Luminous Flux	1314/ 1300/ 1350	1320/ 1300/ 1436	1548/ 1508/ 1568
TM30	Rf95 Rg103		
CRI	Ra97		
Lumen Maintenance	L90 B10 50000hrs		
Chromaticity	<2 McAdam Step Ellipse		
Articulation	Fixed		
Ingress Protection	IP20		
Control Device	Control Excluded		
Class	III		



Mono 100 - 150 Surface Type 3



Model

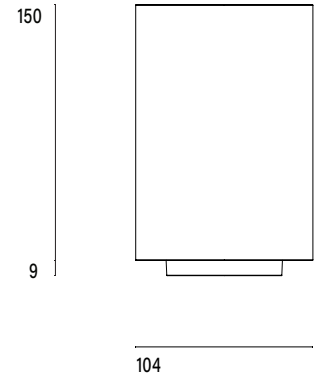
Code	101 10 1023 ---
Installation	Surface - Indoor
Finish	Structured White/ Structured Black/ Custom
Material	Marine Grade Aluminium

Technical Data

Power (Luminaire)	16W		
Power (System)	19w		
Voltage	240V-AC		
Current	500mA		
Optics	Rotationally Symmetrical Direct 15°/ 30°/ 60°		
Colour Temperature	2700K	3000K	4000K
Luminous Flux	1763/ 1750/ 1765	1781/ 1770/ 1939	2091/ 2029/ 2110
TM30	Rf95 Rg103		
CRI	Ra97		
Lumen Maintenance	L90 B10 50000hrs		
Chromacity	<2 McAdam Step Ellipse		
Articulation	Fixed		
Ingress Protection	IP20		
Control Device	Control Excluded		
Class	III		



Mono 100 - 150 Surface Type 3



Model

Code	101 10 102318.010
Installation	Surface - Indoor
Finish	Structured White/ Structured Black/ Custom
Material	Marine Grade Aluminium

Technical Data

Power (Luminaire)	24W		
Power (System)	27w		
Voltage	240V-AC		
Current	700mA		
Optics	Rotationally Symmetrical Direct 15°/ 30°/ 60°		
Colour Temperature	2700K	3000K	4000K
Luminous Flux	1763/ 1750/ 1765	1781/ 1770/ 1939	2091/ 2029/ 2110
TM30	Rf95 Rg103		
CRI	Ra97		
Lumen Maintenance	L80 B20 50000hrs		
Chromacity	<2 McAdam Step Ellipse		
Articulation	Fixed		
Ingress Protection	IP20		
Control Device	Control Excluded		
Class	III		

